



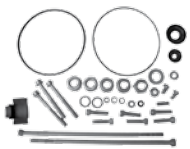







Group:	M105R	Notes:
Form:	SP1019	
Date:	June 13, 2018	
File:	Starter Parts List Section	

Component View	CE Housing Assembly	Brush Holder Assembly	Field Coil Assembly	Armature Assembly	Hardware Kit
					
Model	1	2	3	4	5
Sales #: M105302 M105R2002SE	M012710020S	M007710026S	M016710028S	M002710029S	K212710035S
Sales # M105310 M105R2010SE	M012710079S	M007710027S	M016710028S	M002710029S	K212710036S
Sales # M105311 M105R2011SE	M012710021S	M007710027S	M016710028S	M002710029S	K212710036S
Sales # M105312 M105R2012SE	M012710021S	M007710027S	M016710028S	M002710029S	K212710036S
Sales # M105322 M105R2022SE	M012710080S	M007710027S	M016710028S	M002710028S	K212710036S
Sales # M105352 M105R2052SE	M012710018S	M007710028S	M016710028S	M002710028S	K212710005S
Sales # M105601 M105R2501SE	M012710017S	M007710027S	M016710028S	M002710029S	K212710029S
Rev. E					K212710029S
Sales # M105602 M105R2502SE	M012710017S	M007710027S	M016710028S	M002710029S	K212710029S
Rev. E					K212710029S
Sales # M105603 M105R2503SE	M012710017S	M007710027S	M016710028S	M002710028S	K212710029S
Sales #: M105610 M105R2510SE	M012710017S	M007710027S	M016710028S	M002710029S	K212710029S
Rev. E					K212710029S
Sales #: M105611 M105R2511SE	M012710017S	M007710027S	M016710028S	M002710029S	K212710029S
Rev. E					K212710029S
Sales #: M105612 M105R2512SE	M012710017S	M007710027S	M016710028S	M002710029S	K212710029S
Rev. E					K212710029S






Important: The information contained in this bulletin is intended for use by trained, professional technicians who have the proper tools, equipment, and training to perform the required maintenance described above. This information is NOT intended for 'do-it-yourselfers', and you should not assume that this information applies to your equipment. If you have any questions regarding this information please visit our website at www.prestolite.com, or contact our technical service department at:

Group:	M105R	Notes:
Form:	SP1019	
Date:	June 13, 2018	
File:	Starter Parts List Section	

Component View	CE Housing Assembly	Brush Holder Assembly	Field Coil Assembly	Armature Assembly	Hardware Kit
					
Model	1	2	3	4	5
Sales # M105613 M105R2513SE	M012710013S	M007710027S	M016710028S	M002710029S	K212710029S
Sales # M105615 M105R2515SE	M012710017S	M007710027S	M016710028S	M002710029S	K212710029S
M105R2516SE Cummins 5290001	M012710017S	M007710027S	M016710028S	M002710029S	K212710029S
Sales # M105617 M105R2517SE	M012710017S	M007710027S	M016710028S	M002710029S	K212710029S
Sales # M105618 M105R2518SE	M012710017S	M007710027S	M016710028S	M002710029S	K212710029S
Sales # M105401 M105R3001SE	M012710081S	M007710022S	M016710087S	M002710005S	K212710089S
Sales # M105402 M105R3002SE	M012710082S	M007710022S	M016710088S	M002710005S	K212710090S
M105R3002SE-A	M012710082S	M007710022S	M016710088S	M002710005S	K212710090S
Sales # M105403 M105R3003SE	M012710020S	M007710021S	M016710087S	M002710005S	K212710091S
Sales # M105404 M105R3004SE	M012710020S	M007710022S	M016710087S	M002710005S	K212710092S
M105R3005SE MTU X57517200007	M012710000S	M007710001S	M016710002S	M002710005S	K212710004S
M105R3006SE	M012710014S	M007710001S	M016710002S	M002710005S	K212710004S
Sales # M105407 M105R3007SE	M012710082S	M007710022S	M016710088S	M002710005S	K212710090S






Important: The information contained in this bulletin is intended for use by trained, professional technicians who have the proper tools, equipment, and training to perform the required maintenance described above. This information is NOT intended for 'do-it-yourselfers', and you should not assume that this information applies to your equipment. If you have any questions regarding this information please visit our website at www.prestolite.com, or contact our technical service department at:

Group:	M105R	Notes:
Form:	SP1019	
Date:	June 13, 2018	
File:	Starter Parts List Section	

Component View	CE Housing Assembly	Brush Holder Assembly	Field Coil Assembly	Armature Assembly	Hardware Kit
					
Model	1	2	3	4	5
M105R3008SE	M012710020S	M007710022S	M016710087S	M002710005S	K212710092S
M105R3011SE	M012710082S	M007710022S	M016710088S	M002710005S	K212710090S
M105R3012SE	M012710000S	M007710023S	M016710087S	M002710005S	K212710093S
M105R3013SE MTU X51117200001	M012710000S	M007710001S	M016710002S	M002710005S	K212710004S
Sales # M105415 M105R3015SE	M012710083S	M007710022S	M016710086S	M002710005S	K212710090S
M105R3016SE	M012710081S	M007710022S	M016710087S	M002710005S	K212710094S
M105R3017SE	M012710081S	M007710022S	M016710002S	M002710005S	K212710095S
Sales # M105418 M105R3018SE	M012710020S	M007710022S	M016710002S	M002710005S	K212710095S
Sales # M105419 M105R3019SE	M012710020S	M007710022S	M016710002S	M002710005S	K212710095S
Sales # M105420 M105R3020SE	M012710084S	M007710025S	M016710088S	M002710005S	K212710096S
M105R3021SE	M012710082S	M007710022S	M016710088S	M002710005S	K212710090S
M105R3022SE	M012710082S	M007710022S	M016710088S	M002710005S	K212710097S
M105R3023SE	M012710082S	M007710022S	M016710088S	M002710005S	K212710098S
M105R3024SE	M012710083S	M007710022S	M016710086S	M002710005S	K212710099S
M105R3025SE	M012710000S	M007710023S	M016710002S	M002710005S	K212710038S






Important: The information contained in this bulletin is intended for use by trained, professional technicians who have the proper tools, equipment, and training to perform the required maintenance described above. This information is NOT intended for 'do-it-yourselfers', and you should not assume that this information applies to your equipment. If you have any questions regarding this information please visit our website at www.prestolite.com, or contact our technical service department at:

Group:	M105R	Notes:
Form:	SP1019	
Date:	June 13, 2018	
File:	Starter Parts List Section	

Component View	CE Housing Assembly	Brush Holder Assembly	Field Coil Assembly	Armature Assembly	Hardware Kit
					
Model	1	2	3	4	5
M105R3026SE PERKINS 701/137	M012710000S	M007710023S	M016710002S	M002710005S	K212710038S
M105R3027SE	M012710082S	M007710022S	M016710088S	M002710005S	K212710090S
M105R3028SE	M012710085S	M007710022S	M016710002S	M002710005S	K212710100S
Sales#: M105431 M105R3031SE	M012710015S	M007710022S	M016710002S	M002710005S	K212710030S
Sales#: M105432 M105R3032SE	M012710081S	M007710022S	M016710002S	M002710005S	K212710031S
M105R3034SE	M012710083S	M007710022S	M016710086S	M002710005S	K212710090S
M105R3035SE	M012710082S	M007710022S	M016710086S	M002710005S	K212710090S
M105R3037SE	M012710000S	M007710001S	M016710002S	M002710005S	K212710004S
M105R3039SE	M012710086S	M007710022S	M016710086S	M002710005S	K212710090S
M105R3041SE	M012710000S	M007710023S	M016710087S	M002710005S	K212710101S






Important: The information contained in this bulletin is intended for use by trained, professional technicians who have the proper tools, equipment, and training to perform the required maintenance described above. This information is NOT intended for 'do-it-yourselfers', and you should not assume that this information applies to your equipment. If you have any questions regarding this information please visit our website at www.prestolite.com, or contact our technical service department at:

Group:	M105R	Notes:
Form:	SP1019	
Date:	June 13, 2018	
File:	Starter Parts List Section	

Component View	CE Housing Assembly	Brush Holder Assembly	Field Coil Assembly	Armature Assembly	Hardware Kit
					
Model	1	2	3	4	5
M105R3051SE MTU X54417200004	M012710000S	M007710001S	M016710002S	M002710005S	K212710004S
M105R3052SE	M012710018S	M007710024S	M016710002S	M002710005S	K21210005S
M105R3065SE	M012710000S	M007710001S	M016710002S	M002710005S	K212710004S
M105R3066SE	M012710014S	M007710001S	M016710002S	M002710005S	K212710004S
M105R3075SE	M012710000S	M007710023S	M016710002S	M002710005S	K212710038S
M105R3076SE	M012710000S	M007710023S	M016710002S	M002710005S	K212710038S
Sales#: M105702 M105R3502SE	M012710017S	M007710023S	M016710002S	M002710005S	K212710038S
Rev. E					K212710038S
Sales#: M105703 M105R3503SE	M012710018S	M007710024S	M016710002S	M002710005S	K212710039S
Rev. E					K212710039S
Sales#: M105704 M105R3504SE	M012710019S	M007710025S	M016710002S	M002710005S	K212710040S
Rev. E					K212710040S
Sales # M105705 M105R3505SE	M012710017S	M007710023S	M016710002S	M002710005S	K212710038S
Sales # M105706 M105R3506SE	M012710019S	M007710025S	M016710002S	M002710005S	K212710039S
Sales # M105707 M105R3507SE	M012710018S	M007710024S	M016710002S	M002710005S	K212710028S
Sales # M105708 M105R3508SE	M012710017S	M007710023S	M016710002S	M002710005S	K212710038S
Sales # M105709 M105R3509SE	M012710017S	M007710023S	M016710002S	M002710005S	K212710038S
Sales # M105710 M105R3510SE	M012710019S	M007710025S	M016710002S	M002710005S	K212710040S
Rev. E					K212710040S






Important: The information contained in this bulletin is intended for use by trained, professional technicians who have the proper tools, equipment, and training to perform the required maintenance described above. This information is NOT intended for 'do-it-yourselfers', and you should not assume that this information applies to your equipment. If you have any questions regarding this information please visit our website at www.prestolite.com, or contact our technical service department at:

Group:	M105R	Notes:
Form:	SP1019	
Date:	June 13, 2018	
File:	Starter Parts List Section	

Component View	Lever Assembly	Drive Shaft & Gear Assembly	Drive Assembly	Solenoid Assembly	Drive End Assembly
					
Model	6	7	8	9	10
Sales#: M105302 M105R2002SE	K185710006S	K183710006S	M029710041S	S214710045S	M777710114S
Sales # M105310 M105R2010SE	K185710006S	K183710006S	M029710041S	S214710046S	M777710108S
Sales # M105311 M105R2011SE	K185710006S	K183710006S	M029710041S	S214710046S	M777710055S
Sales # M105312 M105R2012SE	K185710006S	K183710006S	M029710041S	S214710046S	M777710055S
Sales # M105322 M105R2022SE	K185710005S	K183710006S	M029710041S	S214710046S	M777710109S
Sales # M105352 M105R2052SE	K185710006S	K183710006S	M029710041S	S214710048S	M777710130S
Sales # M105601 M105R2501SE	K185710039S	K183710006S	M029710041S	S214710046S	M777710107S
Rev. E	K185710006S				
Sales # M105602 M105R2502SE	K185710039S	K183710006S	M029710041S	S214710046S	M777710052S
Rev. E	K185710006S				
Sales # M105603 M105R2503SE	K185710039S	K183710006S	M029710041S	S214710046S	M777710056S
Sales#: M105610 M105R2510SE	K185710039S	K183710006S	M029710041S	S214710046S	M777710056S
Rev. E	K185710006S				
Sales#: M105611 M105R2511SE	K185710039S	K183710006S	M029710041S	S214710046S	M777710053S
Rev. E	K185710006S				
Sales#: M105612 M105R2512SE	K185710039S	K183710006S	M029710041S	S214710046S	M777710053S
Rev. E	K185710006S				
M105R3006SE	K185710006S	K183710006S	M029710041S	S214710008S	M777710048S






Important: The information contained in this bulletin is intended for use by trained, professional technicians who have the proper tools, equipment, and training to perform the required maintenance described above. This information is NOT intended for 'do-it-yourselfers', and you should not assume that this information applies to your equipment. If you have any questions regarding this information please visit our website at www.prestolite.com, or contact our technical service department at:

Group:	M105R	Notes:
Form:	SP1019	
Date:	June 13, 2018	
File:	Starter Parts List Section	

Component View	Lever Assembly	Drive Shaft & Gear Assembly	Drive Assembly	Solenoid Assembly	Drive End Assembly
					
Model	6	7	8	9	10
Sales # M105407 M105R3007SE	K185710006S	K183710006S	M029710042S	S214710103S	M777710115S
M105R3008SE	K185710006S	K183710006S	M029710042S	S214710102S	M777710116S
M105R3011SE	K185710006S	K183710006S	M029710042S	S214710103S	M777710117S
M105R3012SE	K185710006S	K183710006S	M029710041S	S214710044S	M777710116S
M105R3013SE MTU X51117200001	K185710006S	K183710006S	M029710041S	S214710008S	M777710009S
Sales # M105415 M105R3015SE	K185710006S	K183710006S	M029710042S	S214710103S	M777710118S
M105R3016SE	K185710006S	K183710006S	M029710042S	S214710102S	M777710119S
M105R3017SE	K185710006S	K183710006S	M029710041S	S214710042S	M777710110S
Sales # M105418 M105R3018SE	K185710006S	K183710006S	M029710041S	S214710042S	M777710114S






Important: The information contained in this bulletin is intended for use by trained, professional technicians who have the proper tools, equipment, and training to perform the required maintenance described above. This information is NOT intended for 'do-it-yourselfers', and you should not assume that this information applies to your equipment. If you have any questions regarding this information please visit our website at www.prestolite.com, or contact our technical service department at:

Group:	M105R	Notes:
Form:	SP1019	
Date:	June 13, 2018	
File:	Starter Parts List Section	

Component View	Lever Assembly	Drive Shaft & Gear Assembly	Drive Assembly	Solenoid Assembly	Drive End Assembly
					
Model	6	7	8	9	10
Sales # M105419 M105R3019SE	K185710006S	K183710006S	M029710041S	S214710042S	M777710116S
Sales # M105420 M105R3020SE	K185710006S	K183710006S	M029710041S	S214710103S	M777710120S
M105R3021SE	K185710006S	K183710006S	M029710041S	S214710103S	M777710121S
M105R3022SE	K185710006S	K183710006S	M029710041S	S214710103S	M777710122S
M105R3023SE	K185710006S	K183710006S	M029710042S	S214710105S	M777710115S
M105R3024SE	K185710006S	K183710006S	M029710042S	S214710105S	M777710115S
M105R3025SE	K185710006S	K183710006S	M029710041S	S214710047S	M777710127S
M105R3026SE PERKINS 701/137	K185710006S	K183710006S	M029710041S	S214710047S	M777710128S
M105R3027SE	K185710006S	K183710006S	M029710041S	S214710103S	M777710123S
M105R3028SE	K185710006S	K183710006S	M029710042S	S214710106S	M777710124S
Sales#: M105431 M105R3031SE	K185710006S	K183710006S	M029710041S	S214710042S	M777710049S




Important: The information contained in this bulletin is intended for use by trained, professional technicians who have the proper tools, equipment, and training to perform the required maintenance described above. This information is NOT intended for 'do-it-yourselfers', and you should not assume that this information applies to your equipment. If you have any questions regarding this information please visit our website at www.prestolite.com, or contact our technical service department at:

Group:	M105R	Notes:
Form:	SP1019	
Date:	June 13, 2018	
File:	Starter Parts List Section	

Component View	Lever Assembly	Drive Shaft & Gear Assembly	Drive Assembly	Solenoid Assembly	Drive End Assembly
					
Model	6	7	8	9	10
Sales#: M105432 M105R3032SE	K185710006S	K183710006S	M029710041S	S214710043S	M777710050S
M105R3034SE	K185710006S	K183710006S	M029710042S	S214710103S	M777710118S
M105R3035SE	K185710006S	K183710006S	M029710042S	S214710103S	M777710115S
M105R3037SE	K185710006S	K183710006S	M029710041S	S214710008S	M777710125S
M105R3039SE	K185710006S	K183710006S	M029710042S	S214710103S	M777710126S
M105R3041SE	K185710005S	K183710006S	M029710040S	S214710044S	M777710110S
M105R3051SE MTU X54417200004	K185710006S	K183710006S	M029710041S	S214710008S	M777710129S
M105R3052SE	K185710006S	K183710006S	M029710041S	S214710048S	M777710130S
M105R3065SE	K185710006S	K183710006S	M029710041S	S214710008S	M777710047S
M105R3066SE	K185710006S	K183710006S	M029710041S	S214710008S	M777710048S
M105R3075SE	K185710006S	K183710006S	M029710041S	S214710047S	M777710127S
M105R3076SE	K185710006S	K183710006S	M029710041S	S214710047S	M777710128S






Important: The information contained in this bulletin is intended for use by trained, professional technicians who have the proper tools, equipment, and training to perform the required maintenance described above. This information is NOT intended for 'do-it-yourselfers', and you should not assume that this information applies to your equipment. If you have any questions regarding this information please visit our website at www.prestolite.com, or contact our technical service department at:

Group:	M105R	Notes:
Form:	SP1019	
Date:	June 13, 2018	
File:	Starter Parts List Section	

Component View	Lever Assembly	Drive Shaft & Gear Assembly	Drive Assembly	Solenoid Assembly	Drive End Assembly
					
Model	6	7	8	9	10
Sales#: M105702 M105R3502SE	K185710038S	K183710006S	M029710041S	S214710044S	M777710051S
Rev. E	K185710006S				
Sales#: M105703 M105R3503SE	K185710038S	K183710006S	M029710041S	S214710042S	M777710052S
Rev. E	K185710006S				
Sales#: M105704 M105R3504SE	K185710038S	K183710006S	M029710041S	S214710042S	M777710053S
Rev. E	K185710006S				
Sales # M105705 M105R3505SE	K185710006S	K183710006S	M029710041S	S214710044S	M777710052S
Sales # M105706 M105R3506SE	K185710006S	K183710006S	M029710041S	S214710042S	M777710053S
Sales # M105707 M105R3507SE	K185710006S	K183710006S	M029710041S	S214710106S	M777710052S
Sales # M105708 M105R3508SE	K185710006S	K183710006S	M029710041S	S214710044S	M777710131S
Sales # M105709 M105R3509SE	K185710006S	K183710006S	M029710041S	S214710044S	M777710132S
Sales # M105710 M105R3510SE	K185710038S	K183710006S	M029710041S	S214710042S	M777710056S
Rev. E	K185710006S				






Important: The information contained in this bulletin is intended for use by trained, professional technicians who have the proper tools, equipment, and training to perform the required maintenance described above. This information is NOT intended for 'do-it-yourselfers', and you should not assume that this information applies to your equipment. If you have any questions regarding this information please visit our website at www.prestolite.com, or contact our technical service department at:

Group:	M105R	Notes:
Form:	SP1019	
Date:	June 13, 2018	
File:	Starter Parts List Section	

Component View	Control Relay	Pinion Kit	Brush Kit	Lead Kit	Relay Bracket
					
Model	11	12	13	14	15
Sales#: M105302 M105R2002SE	S214710064S	M029710065S	K185710070S	K185710077S	NA
Sales # M105310 M105R2010SE	S214710064S	M029710069S	K185710070S	K185710078S	NA
Sales # M105311 M105R2011SE	S214710064S	M029710069S	K185710070S	K185710078S	NA
Sales # M105312 M105R2012SE	S214710064S	M029710065S	K185710070S	K185710078S	NA
Sales # M105322 M105R2022SE	S214710127S	M029710065S	K185710070S	K185710078S	NA
Sales # M105352 M105R2052SE	S214710050S	M029710150S	K185710070S	K185710150S	NA
Sales # M105601 M105R2501SE	S214710064S	M029710140S	K185710070S	K185710150S	M168710054S
Rev. E					
Sales # M105602 M105R2502SE	S214710064S	M029710065S	K185710070S	K185710150S	M168710054S
Rev. E					
Sales # M105603 M105R2503SE	S214710050S	M029710150S	K185710070S	K185710075S	M168710054S
Sales#: M105610 M105R2510SE	S214710064S	M029710069S	K185710070S	K185710150S	M168710054S
Rev. E					
Sales#: M105611 M105R2511SE	S214710064S	M029710069S	K185710070S	K185710150S	M168710054S
Rev. E					






Important: The information contained in this bulletin is intended for use by trained, professional technicians who have the proper tools, equipment, and training to perform the required maintenance described above. This information is NOT intended for 'do-it-yourselfers', and you should not assume that this information applies to your equipment. If you have any questions regarding this information please visit our website at www.prestolite.com, or contact our technical service department at:

Group:	M105R	Notes:
Form:	SP1019	
Date:	June 13, 2018	
File:	Starter Parts List Section	

Component View	Control Relay	Pinion Kit	Brush Kit	Lead Kit	Relay Bracket
					
Model	11	12	13	14	15
Sales#: M105612 M105R2512SE	S214710064S	M029710065S	K185710070S	K185710150S	M168710054S
Rev. E					
Sales # M105613 M105R2513SE	S214710064S	M029710065S	K185710070S	K185710049S	M168710054S
Sales # M105615 M105R2515SE	S214710050S	M029710139S	K185710070S	K185710075S	M168710054S
M105R2516SE Cummins 5290001	S214710064S	M029710065S	K185710070S	K185710150S	M168710054S
Sales # M105617 M105R2517SE	S214710050S	M029710069S	K185710070S	K185710075S	M168710054S
Sales # M105618 M105R2518SE	S214710050S	M029710139S	K185710070S	K185710075S	M168710054S
Sales # M105401 M105R3001SE	S214710128S	M029710065S	K185710012S	K185710074S	NA
Sales # M105402 M105R3002SE	S214710129S	M029710149S	K185710012S	K185710151S	NA
M105R3002SE-A	S214710129S	M029710141S	K185710012S	K185710151S	NA
Sales # M105403 M105R3003SE	S214710129S	M029710142S	K185710012S	K185710152S	NA
Sales # M105404 M105R3004SE	S214710130S	M029710065S	K185710012S	K185710074S	NA
M105R3005SE MTU X57517200007	S214710057S	M029710065S	K185710012S	K185710071S	NA
M105R3006SE	S214710058S	M029710065S	K185710012S	K185710072S	NA
Sales # M105407 M105R3007SE	S214710131S	M029710143S	K185710012S	K185710151S	NA






Important: The information contained in this bulletin is intended for use by trained, professional technicians who have the proper tools, equipment, and training to perform the required maintenance described above. This information is NOT intended for 'do-it-yourselfers', and you should not assume that this information applies to your equipment. If you have any questions regarding this information please visit our website at www.prestolite.com, or contact our technical service department at:

Group:	M105R	Notes:
Form:	SP1019	
Date:	June 13, 2018	
File:	Starter Parts List Section	

Component View	Control Relay	Pinion Kit	Brush Kit	Lead Kit	Relay Bracket
					
Model	11	12	13	14	15
M105R3008SE	S214710130S	M029710139S	K185710012S	K185710074S	NA
M105R3011SE	S214710131S	M029710143S	K185710012S	K185710151S	NA
M105R3012SE	S214710132S	M029710139S	K185710012S	K185710151S	NA
M105R3013SE MTU X51117200001	S214710010S	M029710011S	K185710012S	K185710013S	NA
Sales # M105415 M105R3015SE	S214710131S	M029710143S	K185710012S	K185710153S	NA
M105R3016SE	S214710128S	M029710065S	K185710012S	K185710074S	NA
M105R3017SE	S214710129S	M029710065S	K185710012S	K185710076S	NA
Sales # M105418 M105R3018SE	S214710134S	M029710065S	K185710012S	K185710076S	NA
Sales # M105419 M105R3019SE	S214710134S	M029710139S	K185710012S	K185710076S	NA
Sales # M105420 M105R3020SE	S214710138S	M029710144S	K185710012S	K185710154S	NA
M105R3021SE	S214710135S	M029710149S	K185710012S	K185710153S	NA
M105R3022SE	S214710131S	M029710145S	K185710012S	K185710151S	NA
M105R3023SE	S214710133S	M029710143S	K185710012S	K185710155S	NA
M105R3024SE	S214710133S	M029710143S	K185710012S	K185710156S	NA
M105R3025SE	S214710061S	M029710065S	K185710012S	K185710048S	NA
M105R3026SE PERKINS 701/137	S214710061S	M029710139S	K185710012S	K185710048S	NA
M105R3027SE	S214710131S	M029710145S	K185710012S	K185710157S	NA






Important: The information contained in this bulletin is intended for use by trained, professional technicians who have the proper tools, equipment, and training to perform the required maintenance described above. This information is NOT intended for 'do-it-yourselfers', and you should not assume that this information applies to your equipment. If you have any questions regarding this information please visit our website at www.prestolite.com, or contact our technical service department at:


Group:	M105R	Notes:
Form:	SP1019	
Date:	June 13, 2018	
File:	Starter Parts List Section	

Component View	Control Relay	Pinion Kit	Brush Kit	Lead Kit	Relay Bracket
					
Model	11	12	13	14	15
M105R3028SE	S214710137S	M029710146S	K185710012S	K185710074S	NA
Sales#: M105431 M105R3031SE	S214710059S	M029710066S	K185710012S	K185710073S	NA
Sales #: M105432 M105R3032SE	S214710060S	M029710067S	K185710012S	K185710074S	NA
M105R3034SE	S214710131S	M029710147S	K185710012S	K185710153S	NA
M105R3035SE	S214710131S	M029710147S	K185710012S	K185710151S	NA
M105R3037SE	S214710136S	M029710148S	K185710012S	K185710013S	NA
M105R3039SE	S214710131S	M029710147S	K185710012S	K185710151S	NA
M105R3041SE	S214710132S	M029710065S	K185710012S	K185710074S	NA
M105R3051SE MTU X54417200004	S214710136S	M029710139S	K185710012S	K185710013S	NA
M105R3052SE	S214710050S	M029710150S	K185710012S	K185710050S	NA
M105R3065SE	S214710057S	M029710065S	K185710012S	K185710076S	NA
M105R3066SE	S214710058S	M029710065S	K185710012S	K185710151S	NA
M105R3075SE	S214710061S	M029710065S	K185710012S	K185710048S	NA
M105R3076SE	S214710061S	M029710139S	K185710012S	K185710048S	NA

Important: The information contained in this bulletin is intended for use by trained, professional technicians who have the proper tools, equipment, and training to perform the required maintenance described above. This information is NOT intended for 'do-it-yourselfers', and you should not assume that this information applies to your equipment. If you have any questions regarding this information please visit our website at www.prestolite.com, or contact our technical service department at:

Group:	M105R	Notes:
Form:	SP1019	
Date:	June 13, 2018	
File:	Starter Parts List Section	

Component View	Control Relay	Pinion Kit	Brush Kit	Lead Kit	Relay Bracket
					
Model	11	12	13	14	15
Sales#: M105702 M105R3502SE	S214710061S	M029710139S	K185710012S	K185710075S	M168710054S
Rev. E					
Sales #: M105703 M105R3503SE	S214710062S	M029710065S	K185710012S	K185710075S	M168710054S
Rev. E					
Sales #: M105704 M105R3504SE	S214710062S	M029710065S	K185710012S	K185710076S	M168710054S
Sales #: M105705 M105R3505SE	S214710061S	M029710065S	K185710012S	K185710075S	M168710054S
Sales #: M105706 M105R3506SE	S214710049S	M029710069S	K185710012S	K185710076S	M168710054S
Sales #: M105707 M105R3507SE	S214710059S	M029710065S	K185710012S	K185710047S	M168710054S
Sales #: M105708 M105R3508SE	S214710061S	M029710139S	K185710012S	K185710075S	M168710054S
Sales #: M105709 M105R3509SE	S214710061S	M029710065S	K185710012S	K185710075S	M168710054S
Sales #: M105710 M105R3510SE	S214710137S	M029710069S	K185710012S	K185710075S	M168710054S
Rev. E					

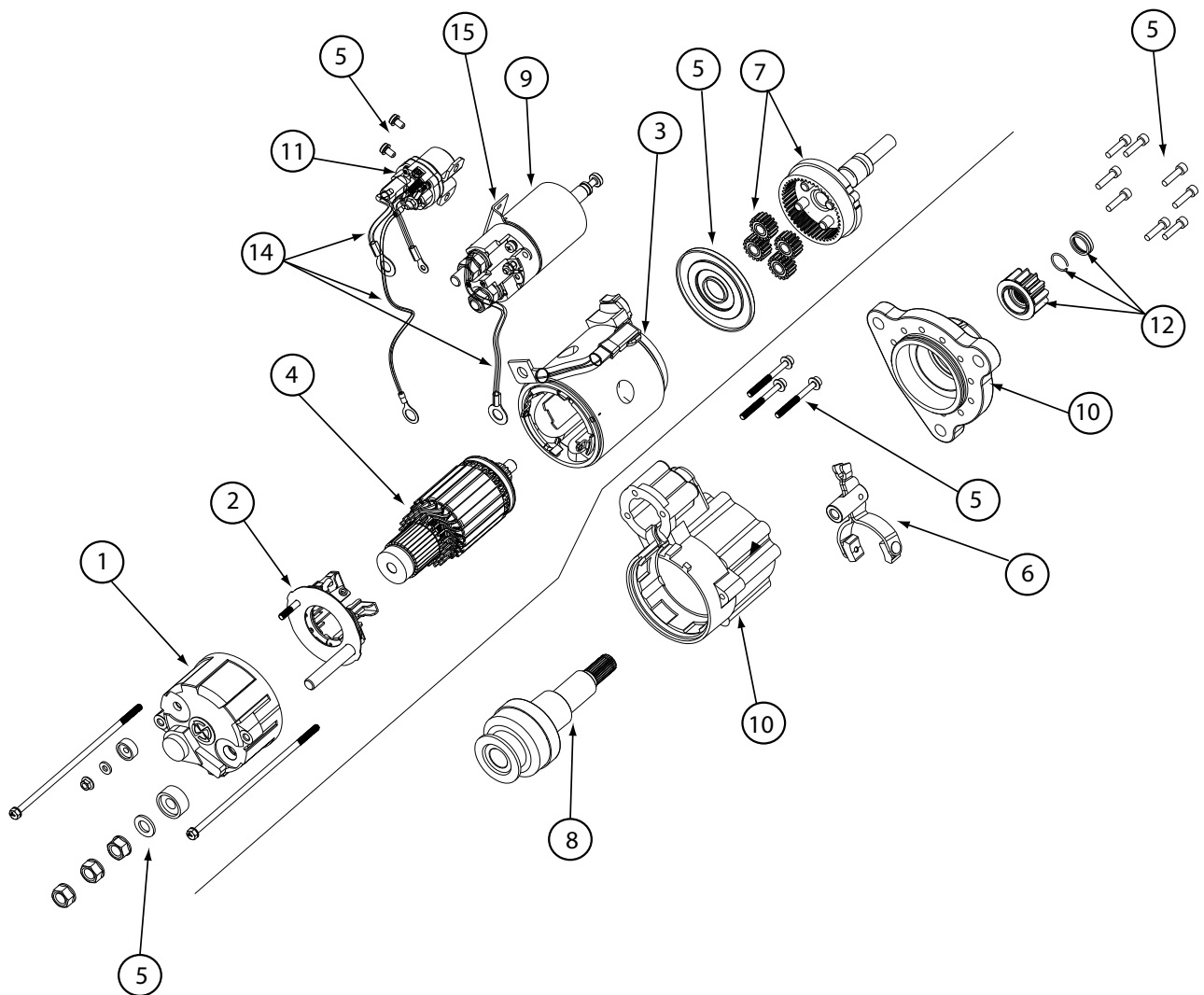
Component View	OCP By-pass Plug
	
Model	
All Models	M264105399S

NOTE: If the starter being removed incorporates an OCP connection, and you are using a starter motor without the OCP feature, we have a by-pass plug available that would by-pass the vehicle's OCP circuit. This is done by simply snapping the by-pass plug into the vehicle's connector/plug.

Important: The information contained in this bulletin is intended for use by trained, professional technicians who have the proper tools, equipment, and training to perform the required maintenance described above. This information is NOT intended for 'do-it-yourselfers', and you should not assume that this information applies to your equipment. If you have any questions regarding this information please visit our website at www.prestolite.com, or contact our technical service department at:

Group:	M105	Notes:
Form:	SP1019-DWG	Refer to SP1019-M105 for parts breakdown.
Date:	July 7, 2017	
File:	Starter Parts List Section	

M105R Major Component identification



Important: The information contained in this bulletin is intended for use by trained, professional technicians who have the proper tools, equipment, and training to perform the required maintenance described above. This information is NOT intended for 'do-it-yourselfers', and you should not assume that this information applies to your equipment. If you have any questions regarding this information please visit our website at www.prestolite.com, or contact our technical service department at: